





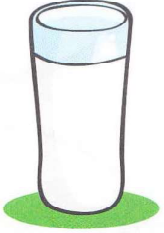




8 Listen and draw.  3.13 

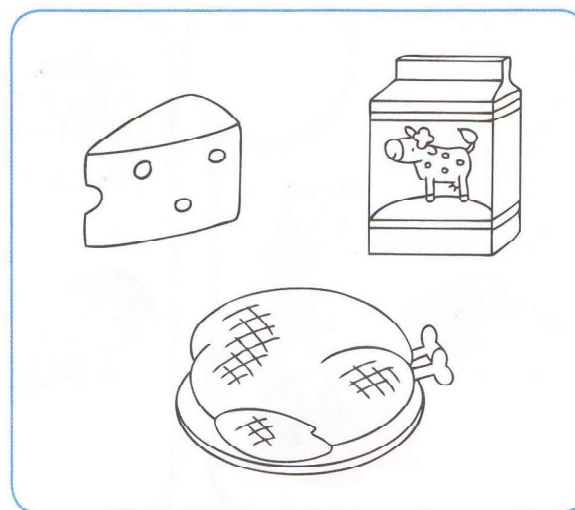



9 Find and colour. Then draw  or  and say.  



10 Look and draw. 

1 	2	3 
4	5 	6 
7 	8	9

11 Find and cross out. 

Lesson 6: 10 Pupils complete the table with the missing foods. Each product may appear once per row and once per column. Then pupils describe the foods: *It's (milk).*
11 Pupils find and cross out one item in each group which is different from the others.

12

Listen, point and circle.

CD
3:15



START		
STOP 1	STOP 2	STOP 3

13

Say and stick.



--------------	--------------	----------